
	Model :	6M26G2D0/5	Date :	17/07/20
	PowerKit Engine Datasheet		Page :	1 / 4

Ratings

RPM	Gross Engine Output				Net Engine Output			
	COP		PRP		COP kWm		PRP kWm	
	kWm	BHP	kWm	BHP	kWm	BHP	kWm	BHP
1500	370	495.8	448	600.3	339.9	462.7	417.9	567.2

Basic data

Engine model	6M26G2D0/5
N° of Cylinders / Valves	6 / 24
Cylinders arrangement	In line
Bore x Stroke (mm)	150 x 150
Displacement (L)	15.9
Thermodynamic Cycle	Diesel 4 stroke
Cooling System	Liquid (water + 50% antifreeze)
Injection System	Direct
Fuel System	Mechanical Pump
Aspiration	Turbocharged and Aftercooled
Compression ratio	15.7 : 1
Flywheel housing	SAE 1
Flywheel	14"
N° of teeth on flywheel ring gear	178
Inertia of flywheel (kg·m ²)	4.64
Inertia of crankshaft (kg·m ²)	1.02
Emission standard	N/A
Overall Dimensions with radiator (Length x Width x Height) (mm)	2808 x 1500 x 1764
Engine dry weight without radiator and without radiator pipes (kg)	1900
Engine dry weight with radiator and radiator pipes (kg)	2300
Engine wet weight with radiator (includes oil, coolant) (kg)	2470

	Model :	6M26G2D0/5	Date :	17/07/20
	PowerKit Engine Datasheet		Page :	2 / 4

Air intake system

Air intake temperature rise (°C)	≤ 5
Air intake restriction clean filter (mBar)	≤ 30
Air intake restriction dirty filter (mBar)	≤ 65
Recommended air flow @ PRP (m ³ /min)	36.7
Min. diameter of intake pipe (mm)	140

Aftercooling system


Aftercooler system type	Air to Air
Aftercooler heat dissipating capacity @ PRP (kJ/s)	96.7
Max. intake temperature @ 25°C ambient temperature (°C)	55
Max. difference between intake temperature and ambient temperature (°C)	≤ 30
Max. intake pressure drop of aftercooler (mBar).....	150

Lubrication system

Oil capacity Low / High (L)	30 / 52
Oil pressure in normal condition idle speed (Bar)	≥ 2
Oil pressure in normal condition at 1500 Rpm @ PRP (Bar)	4 - 6.5
Lowest oil pressure alarm (shutdown) (Bar)	2
Max. oil temperature (°C)	105
Oil flow (L/min)	≥ 176
Oil fuel consumption ratio based on engine fuel consumption data	≤ 0.3 %
Total system capacity (including filters) (L)	55

Exhaust system

Max. exhaust back pressure (mBar)	75
Max. exhaust temperature before turbocharger (°C)	≤ 750
Max. exhaust temperature after turbocharger (°C)	≤ 550
Exhaust flow @ PRP (m ³ /min)	109.9
Min. diameter of exhaust pipe (mm)	200
Max. bending moment of exhaust gas exit flange (Nm)	10

	Model :	6M26G2D0/5	Date :	17/07/20
	PowerKit Engine Datasheet		Page :	3 / 4

Cooling system with standard radiator

System designed for ambient temperature up to (°C) ¹	50
Radiator type	Mechanical
Fan type	Belt driven pusher
Min. inside diameter of coolant outlet pipe (mm)	84
Coolant capacity of radiator and pipes (L)	72
Coolant alarm (shutdown) temperature (°C)	103
Thermostat opening temperature / full open temperature (°C)	77 / 87
Min. pressure in cooling system (Bar)	0.5
Coolant capacity of the engine (L)	38.7
Cooling fan airflow (m ³ /min)	783.3
Max additional restriction - Duct allowance (Pa)	75

Fuel system


Governor	Electronic
Governor steady state speed stability at constant load (ISO 8528-5 Class G3)	≤ +/- 0.5 %
Max. restriction at fuel pump inlet (Bar)	0.5
Max. fuel return restriction (Bar)	0.5
Max. fuel inlet temperature (°C)	70
Fuel supply flow (L/hr)	200
Min. pressure of fuel pump (Bar)	1.3
Min. diameter of inlet pipe (mm)	14
Min. diameter of return pipe (mm)	12

Electrical system

Electrical system voltage (negative to ground) (Vdc)	24
Starter power (kW)	8.5
Battery charger current (A)	55
Battery charger absorbed power (kW)	1.6
Max. electric resistance of starting circuit (Ω)	0.008
Min. sectional area of wire (mm ²)	70
Min. cold start temperature without auxiliary starting device (°C) ²	0
Min. cold start temperature with auxiliary starting device (°C) ²	- 10

¹ The indicated value is based on an AOT value of 50°C for an engine tested at 100% of the COP Power, in an open condition, without an enclosure or container, without any airflow obstruction in the front of the radiator, without air recirculation, with free exhaust gas exit and with the engine thermostatic valve in its full open condition, without a closing plate present.

² Engines used in emergency standby application or application that require immediate start under load, must be equipped with coolant heaters. Baudouin recommend heaters installation to be executed by providing constant coolant circulation across all the engine components. Two heaters are required for V-type engines, one per each side.

	Model : 6M26G2D0/5	Date : 17/07/20
	PowerKit Engine Datasheet	

Performance data

Mean Piston Speed (m/s)	7.5
BMEP @ COP (Bar)	18.62
Fan absorbed power (kW)	23.10

Noise

Diesel engine noise (Acoustic power level) (dB(A))	118.2
Noise - upper side (dB(A))	104.60
Noise - right side (view from flywheel) (dB(A))	104.60
Noise - left side (view from flywheel) (dB(A))	105.00
Noise – front (radiator) side (dB(A))	104.40
Noise – rear (flywheel) side (dB(A))	103.90

Notes :

- Noise test made at 100% of the PRP power, at 1 mt. distance, on engine without radiator, without cooling fan and without silencer.
- Noise test refers to GB/T 1859 norm : "Reciprocating internal combustion engines. Measurement of emitted airborne noise. Engineering method and survey method".

Fuel consumption

Rating	gr/kWh	L/hr
100% PRP	200.2	106.80
100% COP	199.0	87.7
75% PRP	199.6	79.80
50% PRP	204.5	54.50
25% PRP	223.4	29.80
Fuel consumption tolerance +/- 5 %		

Ratings definitions

Continuous Operation Power (COP)

Continuous Power is the maximum power available for an unlimited period of use at a constant load factor. No overload capability is allowed.

Prime Power (PRP)

Prime Power is the maximum power available for unlimited hours of usage in a variable load application. The average load factor should not exceed 70% of the engine's PRP power rating during any 24 hour period. An overload capability of 10% is available, however, this is limited to 1 hour within every 12 hour period.

- All ratings are based on operating conditions under ISO 8528-1, ISO 3046, DIN6271. Performance tolerance of $\pm 5\%$.
- Test conditions : 100 kPa, 25°C air inlet temperature, relative humidity of 30%, with fuel density 0.84 kg/L. Derating may be required for conditions outside these; please contact the factory for details.
- Power output curves are based on the engine operating with fuel system, water pump and lubricating oil pump; not included are battery charging alternator, fan and optional equipment.