	Model :	12M33G1100/6	Date :	01/06/21
	PowerKit Engine Datasheet		Page :	1 / 4

Ratings


RPM	Gross Engine Output				Net Engine Output			
	PRP		ESP		PRP		ESP	
	kWm	BHP	kWm	BHP	kWm	BHP	kWm	BHP
1800	1150	1542	1265	1696	1093	1466	1208	1621

1 kWm = 1,34102 BHP

Basic data

Engine model	12M33G1100/6
N° of Cylinders / Valves	12 / 48
Cylinders arrangement	At Vee
Bore x Stroke (mm)	150 x 185
Displacement (L)	39.2
Thermodynamic Cycle	Diesel 4 stroke
Mean Piston Speed (m/s)	11.1
BMEP @ ESP (Bar)	21.51
Cooling System	Liquid (water + 50% antifreeze)
Injection System	Direct
Fuel System	Mechanical Pump
Aspiration	Turbocharged and Aftercooled
Compression ratio	15 : 1
Flywheel housing	SAE 0
Flywheel	18"
N° of teeth on flywheel ring gear	194
Inertia of flywheel (kg•m ²)	7.18
Inertia of crankshaft (kg•m ²)	4.52
Emission standard	N/A
Overall Dimensions with radiator (Length x Width x Height) (mm)	3525x2241.5x2243
Engine dry weight without radiator and without radiator pipes (kg)	3590
Engine dry weight with radiator and radiator pipes (kg)	4585
Engine wet weight with radiator (includes oil, coolant) (kg)	5034

DPK-TDS-EN-12M33-0044-21-06-01 Moteurs Baudouin reserve the right to modify these specifications, without notice. Document not contractual.

	Model :	12M33G1100/6	Date :	01/06/21
	PowerKit Engine Datasheet		Page :	2 / 4

Air intake system

Air intake temperature rise (°C)	≤ 5
Air intake restriction clean filter (mBar)	≤ 30
Air intake restriction dirty filter (mBar)	≤ 65
Recommended air flow @ PRP (m ³ /min)	93.1
Recommended air flow @ ESP (m ³ /min)	97.2
Min. diameter of intake pipe (mm)	140

Aftercooling system

Aftercooler system type	Air to Air
Max. intake temperature @ 25°C ambient temperature (°C)	55
Max. difference between intake temperature and ambient temperature (°C)	30
Max. intake pressure drop of aftercooler (mBar)	120

Lubrication system


Oil capacity Low / High (L)	117 / 155
Oil pressure in normal condition idle speed (Bar)	≥ 2
Oil pressure in normal condition at 1800 Rpm @ PRP (Bar)	4 - 6.5
Lowest oil pressure alarm (shutdown) (Bar)	2
Max. oil temperature (°C)	105
Oil flow at 1800 Rpm (L/min)	≥ 470
Oil fuel consumption ratio based on engine fuel consumption data	≤ 0.3 %
Total system capacity (including filters) (L)	160

Heat balance test data (with ambient temperature 45.0 °C)

Total heat dissipation @ ESP (kJ/s)	1966.8
- Heat Rejection to Jacket Water @ ESP (kJ/s)	446.5
- Heat Rejection to AfterCooler @ ESP (kJ/s)	322.9
- Radiated Heat to Ambient @ ESP (kJ/s)	154.4
- Heat Rejected to Exhaust @ ESP (kJ/s)	1043

Exhaust system

Max. exhaust back pressure (mBar)	75
Max. exhaust temperature before turbocharger (°C)	750
Max. exhaust temperature after turbocharger (°C)	550
Exhaust flow @ PRP (m ³ /min)	283.6
Exhaust flow @ ESP (m ³ /min)	312.3
Min. diameter of exhaust pipe (mm)	200
Max. bending moment of exhaust gas exit flange (Nm)	10

	Model :	12M33G1100/6	Date :	01/06/21
	PowerKit Engine Datasheet		Page :	3 / 4

Cooling system with standard radiator version 2021

System designed for ambient temperature up to (°C) ¹	50
Radiator type	Mechanical
Fan type	Belt driven pusher
Min. inside diameter of coolant outlet pipe (mm)	84
Coolant capacity of radiator and pipes (L)	220
Coolant alarm (shutdown) temperature (°C)	103
Thermostat opening temperature / full open temperature (°C)	80 / 92
Max. additional restriction for external cooling circuit (Bar)	0,44
Coolant capacity of the engine (L)	83
Cooling fan airflow (m ³ /min)	2100
Fan absorbed power (kW)	55
Additional restriction (for reference) - Duct allowance (Pa)	100

Fuel system

Governor	Electronic
Governor steady state speed stability at constant load (ISO 8528-5 Class G3) ²	≤ +/- 0.5 %
Max. restriction at fuel inlet (Bar)	0.5
Max. pressure at fuel inlet (Bar)	1.3
Max. fuel return restriction (Bar)	0.5
Max. fuel inlet temperature (°C)	50
Fuel supply flow (L/hr)	1120
Min. internal diameter of inlet pipe (mm)	14
Min. internal diameter of return pipe (mm)	14


Electrical system

Electrical system voltage (negative to ground) (Vdc)	24
Starter power (kW)	10
Battery charger current (A)	55
Battery charger absorbed power (kW)	1,6
Max. electric resistance of starting circuit (Ω)	0.008
Min. sectional area of wire (mm ²)	95
Min. cold start temperature without auxiliary starting device (°C) ³	- 5
Min. cold start temperature with auxiliary starting device (°C) ³	- 10

¹ The indicated value is based on the AOT value of 50°C for an engine tested at 100% of the ESP Power, reflecting temperature in an open condition, without an enclosure or container, without any airflow obstruction in the front of the radiator, without air recirculation, with free exhaust gas exit and with the engine thermostatic valve in its full open condition, without a closing plate present. The reference air restriction is equal to 50Pa. For the equivalent ATB (Air-to-Boil) performance in a customer or project basis, please consult Baudouin Application Engineering.

² This refers only to the frequency response of the engine and should not be confused with the performance class of the Generator Set, which is subject to additional contributing factors such as alternator selection and control settings.

³ Engines used in emergency standby application or applications that require immediate start under load, they must be equipped with coolant heaters. Baudouin recommend heaters installation to be executed by providing constant coolant circulation across all the engine components. Two heaters are required for V-type engines, one per each side.

	Model : 12M33G1100/6	Date : 01/06/21
	PowerKit Engine Datasheet	Page : 4 / 4

Noise

Diesel engine noise (Acoustic power level) (dB(A))	120.7
Noise - upper side (dB(A))	107.9
Noise - right side (view from flywheel) (dB(A))	107.3
Noise - left side (view from flywheel) (dB(A))	106.9
Noise – front (radiator) side (dB(A))	105.8
Noise – rear (flywheel) side (dB(A))	107.8

Notes :

- Noise test made at 100% of the ESP power, at 1 mt. distance, on engine without radiator, without cooling fan and without silencer.
- Noise test refers to GB/T 1859 norm : "Reciprocating internal combustion engines. Measurement of emitted airborne noise. Engineering method and survey method".

Fuel consumption

Rating	gr/kWh	L/hr
100% ESP	208.1	313.4
100% PRP	203.6	278.7
75% PRP	200.5	205.9
50% PRP	205.6	140.7
25% PRP	234.8	80.4
Fuel consumption tolerance + 3 %		

Ratings definitions

Emergency Standby Power (ESP)

Emergency Standby Power is the maximum power available for a varying load for the duration of a main power network failure. The average load factor over 24 hours of operation should not exceed 70% of the engine's ESP power rating. Typical operational hours of the engine is 200 hours per year, with a maximum usage of 500 hours per year. This includes an annual maximum of 25 hours per year at the ESP power rating. No overload capability is allowed. The engine is not to be used for sustained utility paralleling applications.

Prime Power (PRP)

Prime Power is the maximum power available for unlimited hours of usage in a variable load application. The average load factor should not exceed 70% of the engine's PRP power rating during any 24 hour period. An overload capability of 10% is available, however, this is limited to 1 hour within every 12 hour period.

- All ratings are based on operating conditions under ISO 8528-1, ISO 3046, DIN6271. Performance tolerance of $\pm 5\%$.
- Test conditions : 100 kPa, 25°C air inlet temperature, relative humidity of 30%, with fuel density 0.84 kg/L. Derating may be required for conditions outside these; please contact the factory for details.
- Power output curves are based on the engine operating with fuel system, water pump and lubricating oil pump; not included are battery charging alternator, fan and optional equipment.